

BURANSH DESIGN AND ART

— *Course Structure* —

Dehradun's first comprehensive UX/UI institute

INTRODUCTION



RAVINDER MOHAN

Experiences:

UX/UI LECTURER - QUANTUM UNIVERSITY

UX CONSULTANT - ACCENTURE

MOTION DESIGNER - HONEYWELL

PROFESSIONAL UX DESIGN WORKSHOPS

12+ Years of experience

- Worked on over **100 projects**
- Trained over **150 students** online and offline
- More than **50 International clients'** interaction

Professional Certifications from

Design thinking
and innovation

IIT DELHI

Certification
of Usability

HFI

Mobile
User Experience

HFI

TABLE OF CONTENT

1. GRAPHIC DESIGN AND DESIGN STRATEGY..... 04

2. UI/UX AND DESIGN THINKING..... 05

3. WEB DEVELOPMENT..... 06

4. ANIMATION AND MOTION GRAPHICS..... 07

5. FINE ART..... 08



GRAPHIC DESIGN AND DESIGN STRATEGY



TOPICS TO BE COVERED:

- Graphic Design elements and Color Theory
- Branding guidelines and standards
- Print Stationary like visiting card, brochure, catalogue, flyer etc.
- Digital Marketing products like Emailer, Social media, and digital ads.
- Brand identity and product mockups.

BONUS:

- Business presentation
- PowerPoint
- Portfolio for Behance

UI/UX AND DESIGN THINKING



TOPICS TO BE COVERED:

- Design thinking process from research to prototype to testing.
- Interview process for research
- Idea processing activities for innovation and new ideas.
- Design System and components of UI
- Website and mobile app standards

BONUS:

- Product presentations
- Portfolio for Behance
- Resume Design

WEB DEVELOPMENT AND CODING



TOPICS TO BE COVERED:

- Basics to advanced HTML 5
- Deep CSS and Javascript for web design
- VS code editor as per industry standards
- Bootstrap development
- Animation Plugins and extensions

BONUS:

- Product presentations
- Portfolio for Behance
- Resume Design

ANIMATION AND MOTION GRAPHICS



TOPICS TO BE COVERED:


- Animation Principles and Character design
- Strategy and planning for the videos
- Types of Motion graphics animation
- Video and audio integration and edit
- Supportive plugins and expressions

BONUS:

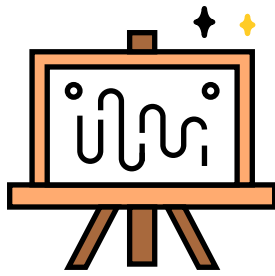
- Simulations for the business purpose
- Storyboarding for the video

FINE ART


SKETCHING



PAINTINGS



COLOR MEDIUMS



TOPICS TO BE COVERED:

- Pencil shading and sketching
- Still life drawing and paintings
- Dry Color Mediums: Charcoal, Soft Pastel, Pencil Color, Oil Pastel
- Wet Color Mediums: Water Color, Poster Color, Acrylic, Oil Color
- Traditional and Modern Art: Lippan Art, Warli, Mandala, Abstract

BONUS:

- Decoupage
- Clay Craft

STUDENTS' PLACEMENT



AVANTIKA
(TATRAS)



PANKAJ
(ACCENTURE)



SURABHI
(CIENA)



PAWAN
(HONEYWELL)



RAHUL
(SAMSUNG)



TEJENDER
(APPLUENT)



NEHA
(D RUBIX CUBE)




ATUL
(PERICULAM)




SRISHTI
(AMERICAN AIRLINES)

YOU
COULD BE THE
NEXT....



JOIN US TODAY
AND GET THE
BEST OFFERS!


STUDENTS' REVIEW



SAKSHI



Ravinder sir is so experienced and professional in explaining the tools and the design concepts that I learned very quickly + he will explain every thing in depth until you understand it completely. On top of that after lessons of each tool he gives real time assignments as well. So, that you can build a portfolio side by side! Like by the time my course was over I was ready with an amazing portfolio.



RATNPRIYA



Ravinder is a professional and experienced designer/mentor with more than 12+ years in the corporate world; his teaching methods focus on the primary design requirements as well as skill gaps; it enables the students to build strong design foundation and also to learn about the changing technological landscapes.



TEJENDER



I would definitely recommend this Institute for UI/UX courses. I work as a full stack developer. After spending 10 years in the industry, I always observed that even if you have the most optimised backend code, the clients will always be most impressed by the frontend UI/UX of your project. A lot of good full-stack devs lack the ability to build intuitive front-end designs.



ISHA



From a graphic designer to becoming a Ui/Ux designer. It was not an easy...but Ravinder Sir made it easy..as helped me to grow..- those who ever wants to learn graphic or ui/ux designing. I would highly recommend to learn from Ravinder Sir as his way of teaching and concepts are really helpful



NARENDER



An excellent UI/UX professional training academy where concepts become crystal clear right from the start, thanks to well-qualified trainers. Ravi sir is highly qualified trainer with 12+ years of industry experience, the overall learning experience is truly enriching. Thank you for the knowledge.



AVANTIKA



From having 0 design knowledge to having my own legit 3 clients for graphic designing gigs in less than 3 months, Buransh design academy has been a phenomenon experience. It won't be wrong to call myself a proud Buransh Academy student. Ravi sir has experience, knowledge and most importantly patience (which in my case of learning coz i am slow learner was very crucial)



NEHA



I'm learning Graphic Designing from Buransh Design Academy, and got to learn various softwares like: Adobe Photoshop, illustrator and Figma. Faculty here is very nice and helpful. I recommend students who are looking for Designing related courses, must visit Buransh Design Academy to know more about the courses.



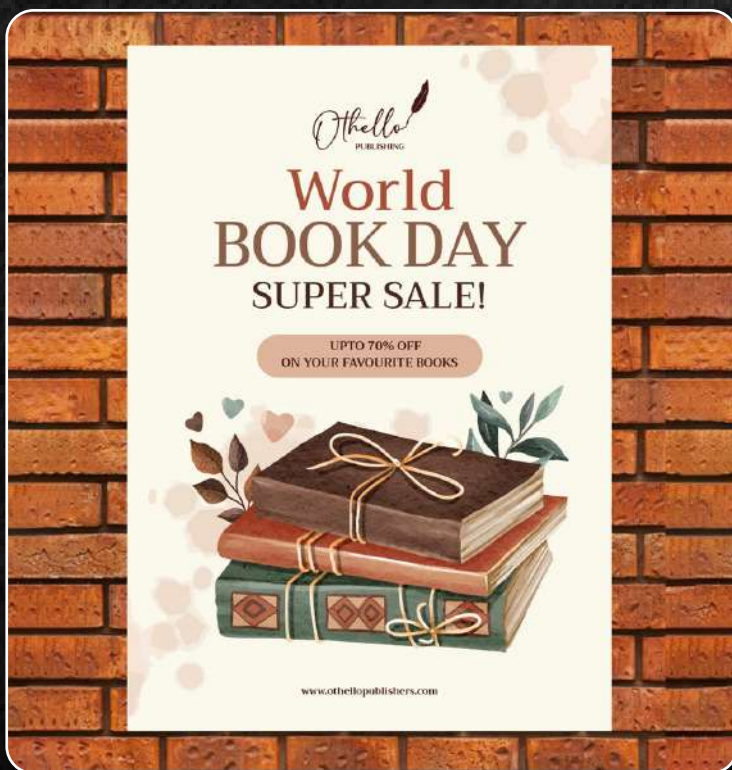
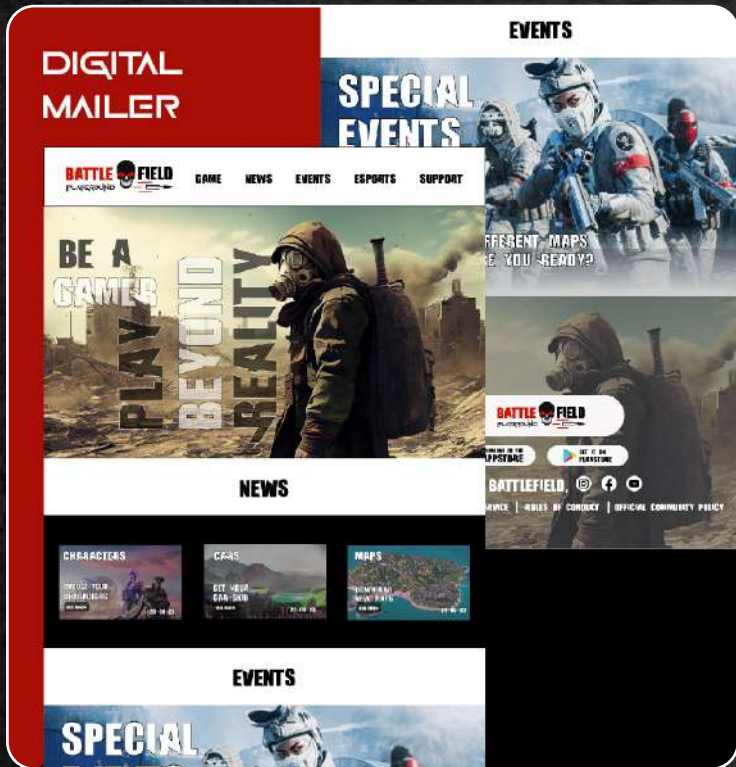

RAJ



Buransh Art is an excellent learning center that offers User experience courses with personalized attention. They provide right guidance and their experienced faculty ensures that each student receives individual attention to achieve their goals. I would recommend Buransh Art to anyone looking to enhance their skills in the UX

Read More Reviews here: <https://maps.app.goo.gl/W3aP6ET9dNoraoBW9>

STUDENT'S WORK





FussOff Trimmer

- Painlessly shape your eyebrows, upper lip hair, peach fuzz, etc.


 Painless	 1-yr warntee
 Waterproff	 Portable

Get Smoo
Get Smoo
Get Smoo

STUDENT'S WORK



STUDENT'S WORK



Checkout More Work @

 [Buransh Design Academy](#)

 [Buransh Art School](#)

BURANSH DESIGN AND ART

Checkout our students work on instagram

 **Buransh Design Academy**

<https://www.buransh-academy.com/>

C-15, Tuner Road, Dehradun

Mob: 8077176329